

\$3.50

Fordson TRACTOR

PARTS LIST

MODEL N

Wileco

Françoys Pharand
(514) 346-3644

Mamad

Auto Nostalgia Enr.

332, St-Joseph Sud
Mont St-Gregoire, Qu6. J0J 1K0

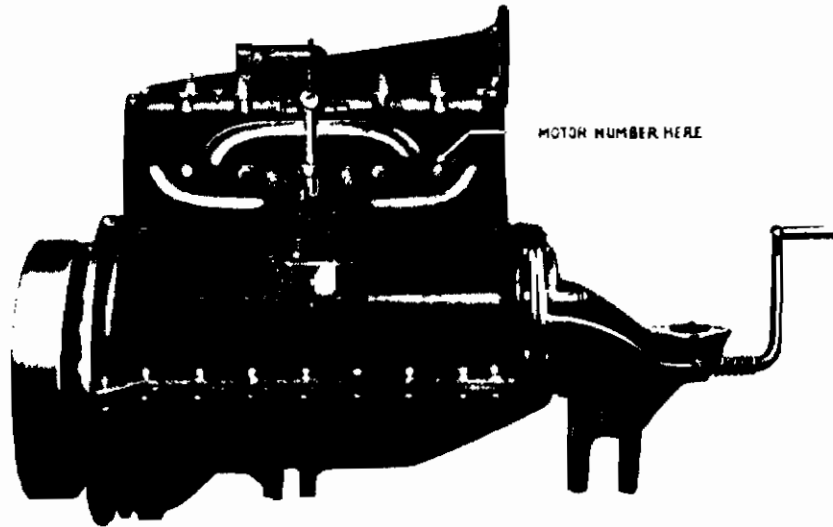
Mini-engins à vapeur
Modèles réduits et documentation
pour amateurs et collectionneurs de véhicules

ACHAT
VENTE



GROS
DÉTAIL

Fordson Tractor Parts Price List



Instructions for Ordering Parts

1. Always give the number of the Tractor; it is stamped on the motor on the right-hand side. (See Plate above.)
2. Always give number and name of each part that is ordered.
3. All prices are net F.O.B., Escanaba, Michigan. 49829
4. Orders for parts should be written separately from correspondence pertaining to other matters.
5. Make all checks, bank drafts, and money orders payable to: The Fordson House.
6. All parts are good, used parts unless specified new.

- NOTE -

We also have good, used, complete assemblies for sale, and are getting parts in almost everyday. If you don't see it listed, write for price and availability.

If the item you have ordered is out of stock, please indicate if you would like it back ordered.

Some of the parts are interchangeable with model N. Please write for availability.

All prices in this catalogue prevail over preceding price lists. Prices are subject to change with out notice.


WELCOME TO THE FORDSON HOUSE



Parts to be cleaned and sorted



Quality parts to be shipped



2

The main inventory and shipping room.

TRACTOR DATING CHART

Model F produced Dearborn Michigan

| | | | |
|--------|--------|----|--------|
| 1917 | 1 | to | 259 |
| 1918 | 260 | to | 34426 |
| 1919 | 34427 | to | 92113 |
| 1920 | 92114 | to | 169583 |
| 1921 | 169584 | to | 201025 |
| 1922 | 201026 | to | 268582 |
| 1923 | 268583 | to | 370351 |
| 1924 | 371352 | to | 455359 |
| 1925 | 455360 | to | 567607 |
| 1926 | 567608 | to | 629830 |
| 1927/8 | 629830 | to | 747681 |

Model F produced Cork (Cork numbers are in same series as Dearborn)

| | | | |
|------|--------|----|--------|
| 1919 | 63001 | to | 63200 |
| 1920 | 65001 | to | 65500 |
| | 105001 | to | 108229 |
| 1921 | 108230 | to | 109672 |
| 1922 | 109673 | to | 110000 |
| | 170958 | to | 172000 |
| | 250001 | to | 250300 |
| | 253001 | to | 253562 |

Model N produced at Cork

| | | | |
|------|--------|----|--------|
| 1929 | 747682 | to | 757368 |
| 1930 | 757369 | to | 772564 |
| 1931 | 772565 | to | 776065 |

Model N transition from Cork/Dagenham

1932 776066 to 779135

The latter part of the above production came of the Dagenham line-many Cork made parts were used till 1934.

Model N produced Dagenham (first tractor off the line in each year shown)

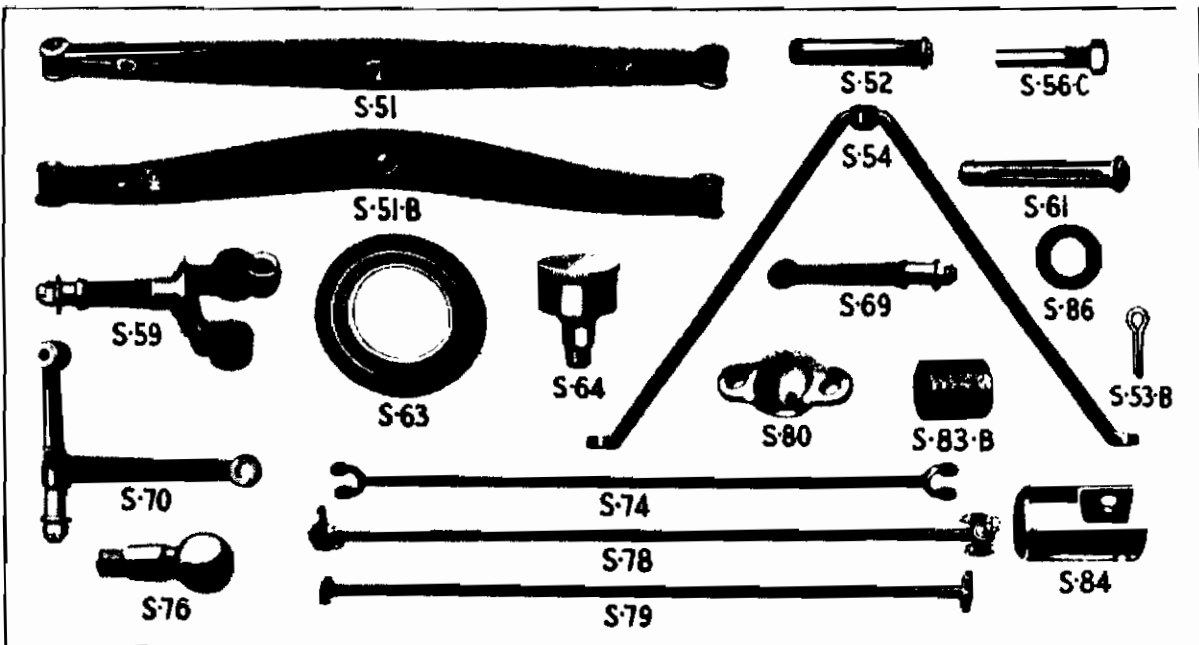
| | | | |
|------|--------|------|--------|
| 1933 | 779154 | 1940 | 854238 |
| 1934 | 781967 | 1941 | 874914 |
| 1935 | 785548 | 1942 | 897624 |
| 1936 | 794703 | 1943 | 925274 |
| 1937 | 807581 | 1944 | 957574 |
| 1938 | 826779 | 1945 | 975419 |
| 1939 | 837826 | | |

Last model N number 983647 built 4/6/45

First E27N built 980520 on 19/3/45

| | | | |
|------|---------|------|---------|
| 1945 | 980520 | 1949 | 1004657 |
| 1946 | 993489 | 1950 | 1138235 |
| 1947 | 1018978 | 1951 | 1180610 |
| 1948 | 1054094 | 1952 | 1216575 |

Last E27N built 1216990 on 17/1/45




REAR AXLE - Continued

- S14 Differential Pinion Spider
- S15 Differential Pinion
- S16 Differential Housing
- S17 Differential Housing Bolt
- S19 Differential Housing Ball Bearing
- S19B Differential Housing Roller Bearing
- S20B Worm Gear
- S210 Worm and Nut Assembly
- S22C Worm Shaft Thrust Roller Bearing
- S25 Worm Nut (R.H. Thread)
- S25B Worm Nut (L.H. Thread)

Front AXLE

- S51 Front Axle
- S51B Front Axle
- S52 Front Axle Trunnion
- S53 Front Axle Trunnion Bushing
- S53B Front Axle Trunnion Cotter
- S54 Radius Rod
- S55 Radius Rod Bushing
- S56 Radius Rod Pin
- S56C Radius Rod Pin - Rear
- S59 Spindle Body
- S60 Spindle Body Bushing
- S61 Spindle Pin
- S62 Spindle Pin Washer
- S63 Front Wheel Dust Ring
- S63B Front Wheel Dust Ring Felt
- S64 Spindle Pin Grease Cup
- S67 Spindle Washer
- S68 Spindle Pin Nut

* Write for prices and availability



FRONT AXLE - Continued

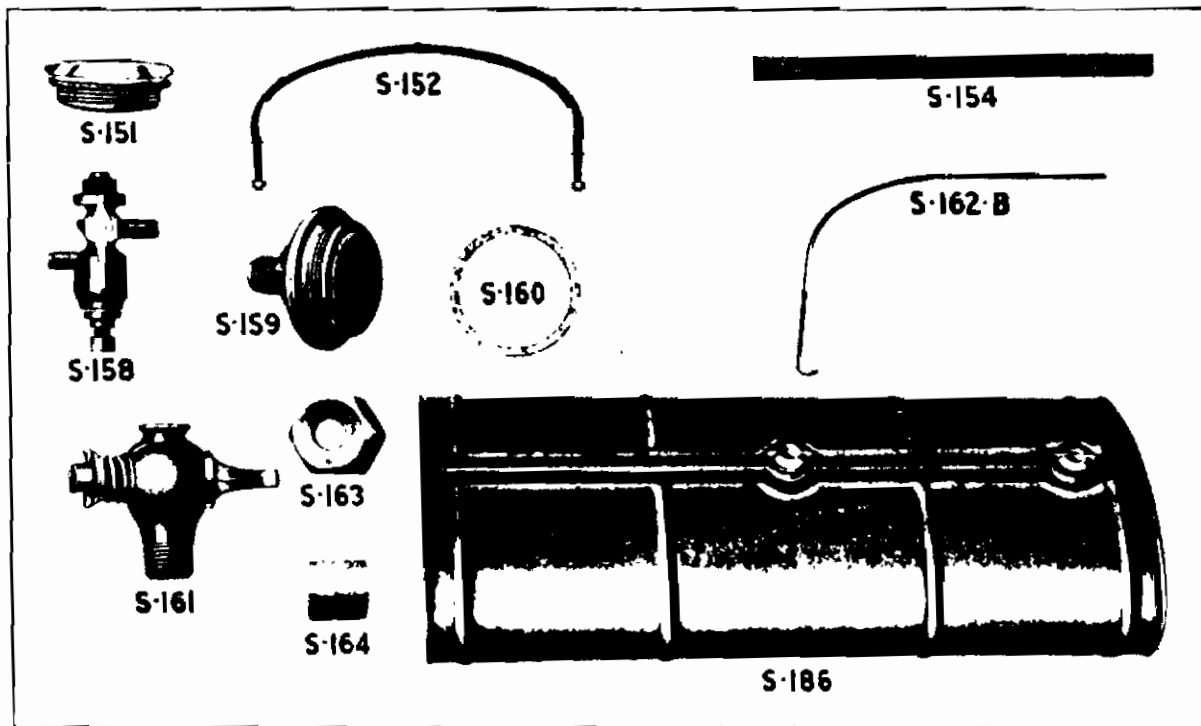
- S69 Spindle arm front - right
- S70 Spindle arm front - left
- S71 Spindle are bushing
- S74 Spindle connecting rod
- S75 Spindle connecting rod yoke pin
- S76 Spindle arm ball
- S78 Steering gear connecting rod assembly
- S79 Steering gear connecting rod
- S80 Steering gear connecting rod cap
- S81/2 Steering gear connecting rod bolt and nut
- S83B Front axle rubber block
- S84 Front axle spring seat
- S86 Trunnion pin washer

WHEELS

- S100 Front wheel assembly, steel
- S100A Front wheel, cast iron (English & Irish)
- S100B Front wheel, rubber (Industrial)
- S101 Front wheel hub cap
- S102/3 Front wheel spindle bearing and cup, outer
- S104/5 Front wheel spindle bearing and cup, inner
- S106 Front wheel spindle washer
- S107 Front wheel ball bearing, outer
- S108 Front wheel ball bearing, inner
- S120 Rear wheel assembly, right
- S121 Rear wheel assembly, left
- S122 Rear wheel hub cap screw
- S123 Rear wheel bushing
- S124 Rear wheel cleat, right
- S125 Rear wheel cleat, left
- S126 Spade lug
- S129 Rear wheel hub driver and puller screw

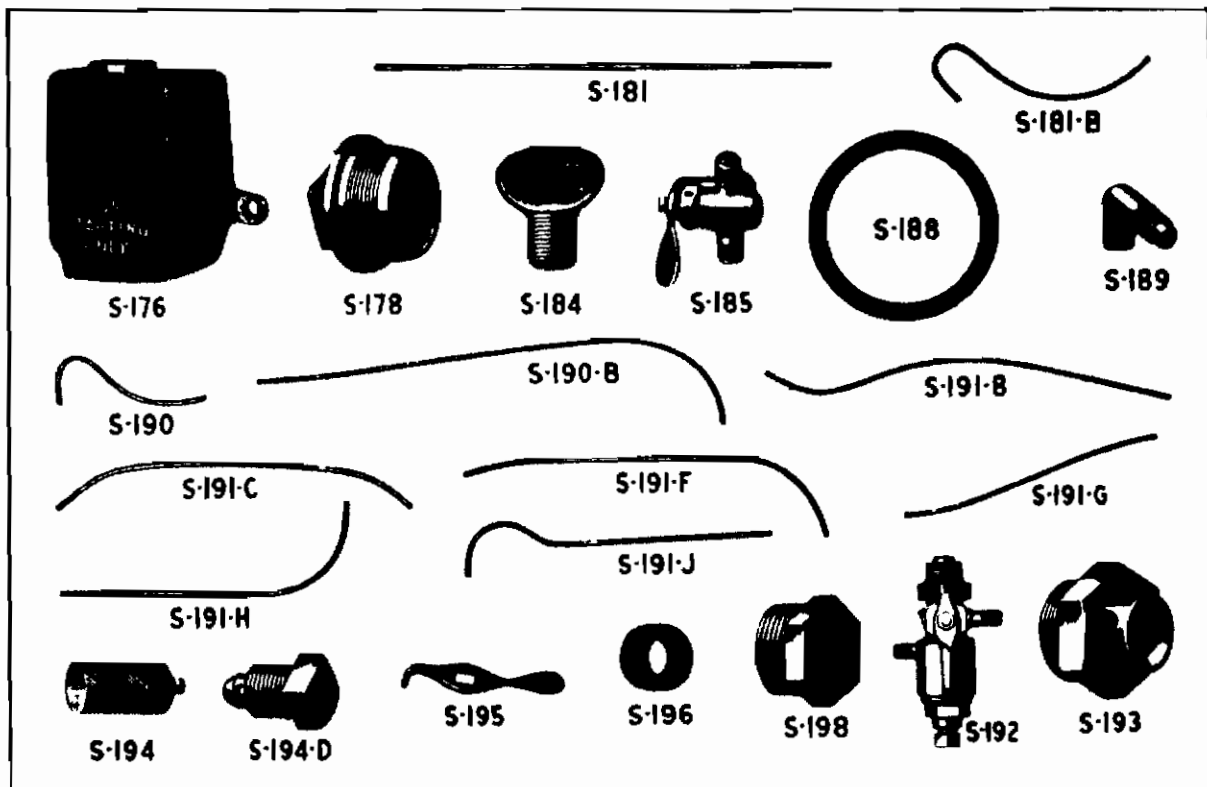
* Write for prices and availability

6



KEROSENE TANK

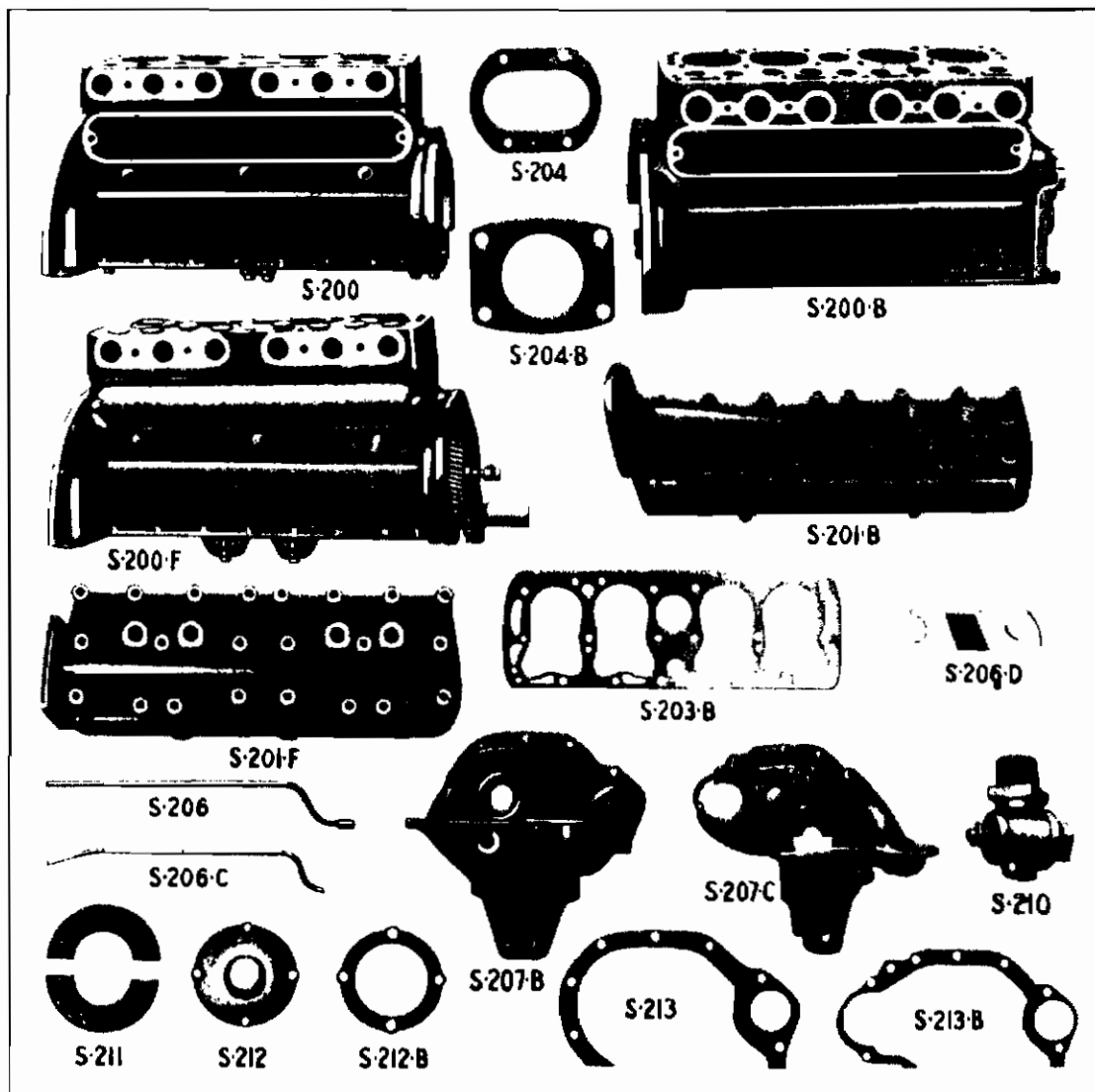
- | | |
|-------|-----------------------------|
| S150 | Kerosene tank cap gasket |
| S151 | Kerosene tank cap |
| S152 | Kerosene tank strap |
| S153 | Kerosene tank strap - rear |
| S154 | Kerosene tank webbing kit |
| S155 | Kerosene tank strap rivet |
| S157 | Kerosene tank strap nut |
| S158 | Sediment bulb assembly |
| S159 | Sediment bulb flange |
| S160 | Sediment bulb flange gasket |
| S161 | Sediment bulb pet cock |
| S162 | Kerosene feed tube |
| S163 | Packing nut |
| S 164 | Packing |



GASOLINE TANK

| | |
|------|---------------------------|
| S176 | Gasoline tank |
| S177 | Gasoline tank cap |
| S178 | Gasoline tank plug |
| S179 | Gasoline tank plug gasket |
| S184 | Aux. gas tank plug |
| S185 | Fuel Valve |
| S186 | Fuel tank assembly |
| S187 | Fuel tank filler cap |
| S188 | Fuel tank filler gasket |
| S192 | Sediment bulb |

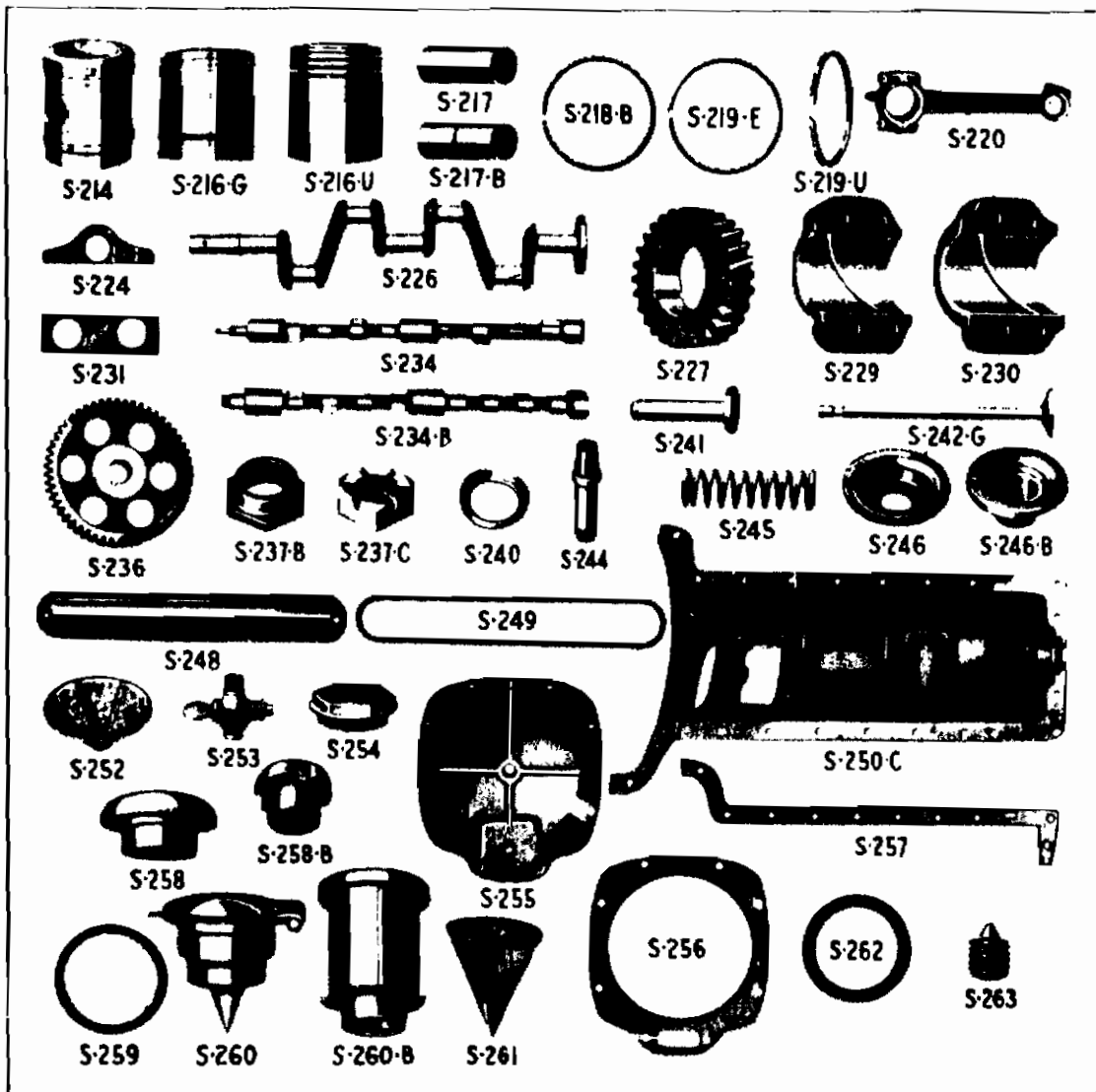
8



ENGINE

- S199 Engine assembly
- S200 Cylinder block (early)
- S200B Cylinder block (late)
- S201B Cylinder head
- S201D Cylinder head (high compression)
- S202 Cylinder head cap screw
- S203 Cylinder head gasket (1917-1927)
- S203B Cylinder head gasket (1928-1938)
- S204 Cylinder water connection gasket (1917-1927)
- S204B Cylinder water connection gasket (1928-1938)
- S205 Cylinder plug
- S206 Cylinder oil pipe (specify year)
- S206D Cylinder oil pipe bracket
- S207B Cylinder front cover (early)
- S207C Cylinder front cover (late)
- S210 Cylinder front cover drain cock
- S211 Cylinder front cover seal
- S212 Governor whole cover
- S212B Governor whole cover gasket
- S213 Cylinder front cover gasket (early)
- S213B Cylinder front cover gasket (late)
- S214 Piston - 4"
- S214B Piston set with rings and pins 4"
- S216 Piston 4 1/8"


9



ENGINE - Continued

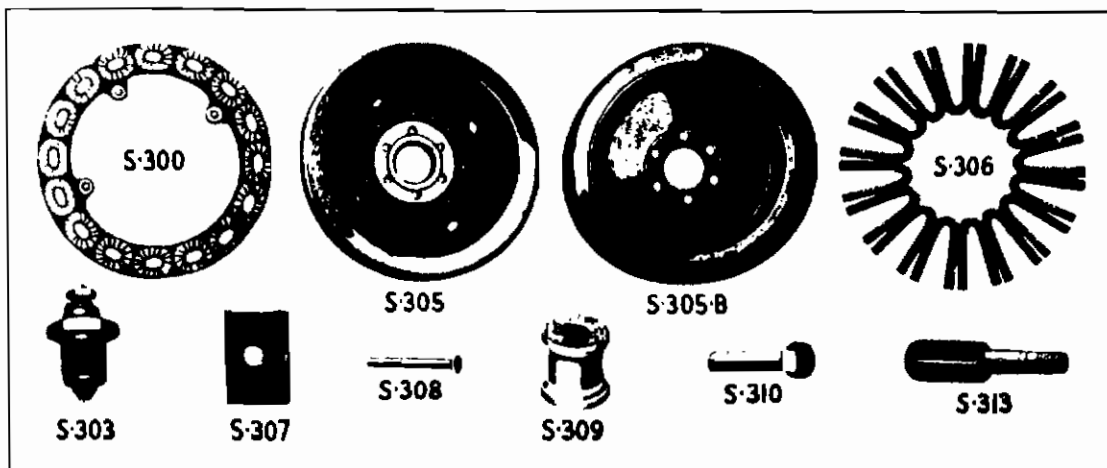
- S216B Piston set with rings and pins 4"
- S217 Piston Pin
- S218B Piston ring set (1917-1927 std. $\frac{1}{4}$ x 4")
- S218C Piston ring set (1928-1938 std. $\frac{7}{32}$ x $\frac{5}{32}$ x $\frac{1}{8}$ ")
- S220 Connecting rod - early (rebuilt and exchange only)
- S220B Connecting rod - late (rebuilt and exchange only)
- S221 Connecting rod cap bolt
- S222 Connecting rod cap bolt nut
- S224 Connecting rod shim set
- S226 Crankshaft
- S227 Crankshaft timing gear
- S228 Crankshaft key
- S229 Crankshaft bearing cap no. 1&2 rebuilt, exchange only
- S230 Crankshaft bearing cap no. 3 rebuilt, exchange only
- S231 Crankshaft bearing cap shim set
- S232 Crankshaft bearing cap screw
- S234 Camshaft (early)
- S234B Camshaft (late)
- S235 Camshaft key
- S236 Camshaft gear
- S237B Camshaft gear nut - large
- S237C Camshaft gear nut - large
- S238 Camshaft gear nut - small
- S239 Camshaft timing gear rivet

10




ENGINE - Continued

- S240 Camshaft gear cap
- S241 Valve push rod (rebuilt and exchange only)
- S242C Valve (intake and exhaust) early 5/16"
- S242G Valve (intake and exhaust) late 11/32"
- S243 Valve spring cover screw
- S244 Valve bushing
- S245 Valve spring
- S246B Valve spring seat (retainer type)
- S247B Valve spring seat retainer
- S248 Valve spring cover
- S249 Valve spring cover gasket
- S250C Crankcase - early
- S250D Crankcase - late
- S251 Crankcase oil slinger
- S252 Crankcase oil screen
- S253 Crankcase pet cock
- S254 Crankcase drain plug
- S255 Crankcase cover
- S256 Crankcase cover gasket
- S257 Crankcase gasket
- S258 Breather cover
- S258B Breather cover
- S259 Breather strainer
- S260 Oil filler
- S260B Oil filler
- S261 Oil filler gauze
- S262 Oil filler felt
- S263 Oil filler screw
- S264 Oil filler cover
- S265 Oil filler hinge spring
- S266 Oil filler hinge pin



//



COMMUTATOR

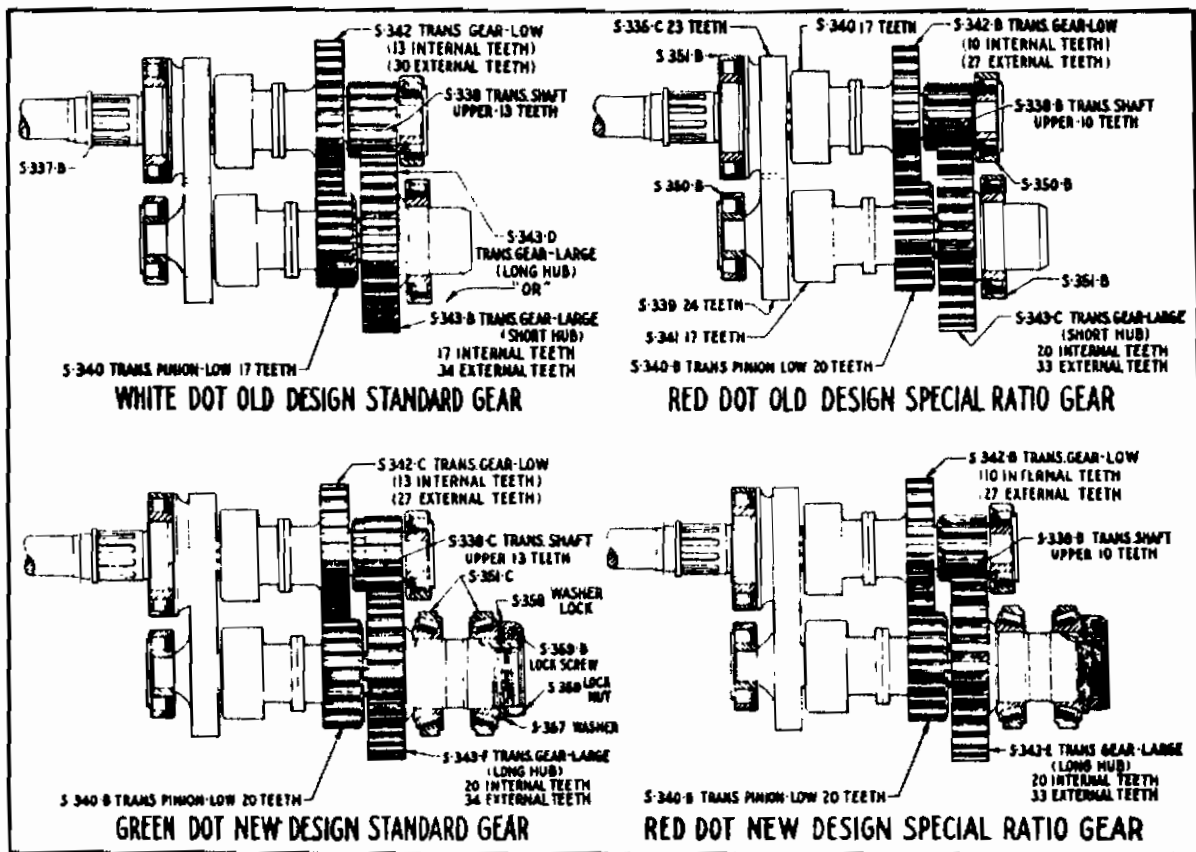
| | |
|--------|-------------------------------------|
| S276/8 | Commutator assembly |
| S277 | Commutator lock nut |
| S279 | Commutator case spring |
| S280 | Commutator case spring stud and nut |
| S282 | Commutator control rod (1917-1923) |
| S282B | Commutator control rod (1924-1927) |
| S283 | Commutator felt retainer assembly |
| S253B | Commutator retainer felt |

MAGNETO AND FLYWHEEL

| | |
|--------|---|
| S300 | Magneto coil assembly (good used) |
| S300RB | Magneto coil assembly (rebuilt) exchange only |
| S301 | Magneto coil shim |
| S302 | Magneto coil support screw |
| S303 | Primary contact assembly |
| S305 | Flywheel (early) |
| S305B | Flywheel (late) |
| S306 | Flywheel magnet |
| S307 | Flywheel magnet clamp |
| S308 | Flywheel magnet clamp screw |
| S309 | Flywheel magnet support |
| S310 | Flywheel magnet bolt |
| S311 | Flywheel magnet washer |
| S312 | Flywheel ball bearing (pilot) |
| S313 | Flywheel stud |
| S314 | Flywheel stud nut |

TRANSMISSION

| | |
|-------|--|
| S325 | Transmission housing |
| S326 | Transmission gasket |
| S327 | Transmission housing plate (1917-1922) |
| S327B | Transmission housing plate (1923-1933) |
| S328 | Transmission housing plate gasket |



TRANSMISSION - Continued

- S329 Transmission housing plate pin
- S335 Transmission drive shaft
- S336 Transmission shaft bevel gear
- S337 Transmission drive shaft nut
- S337B Drive shaft bevel gear lock ring
- S348 Transmission reverse idler collar
- S352 Drawbar cap
- S353 Drawbar cap screw
- S354 Drawbar cap gasket
- S356 Drawbar cap extension

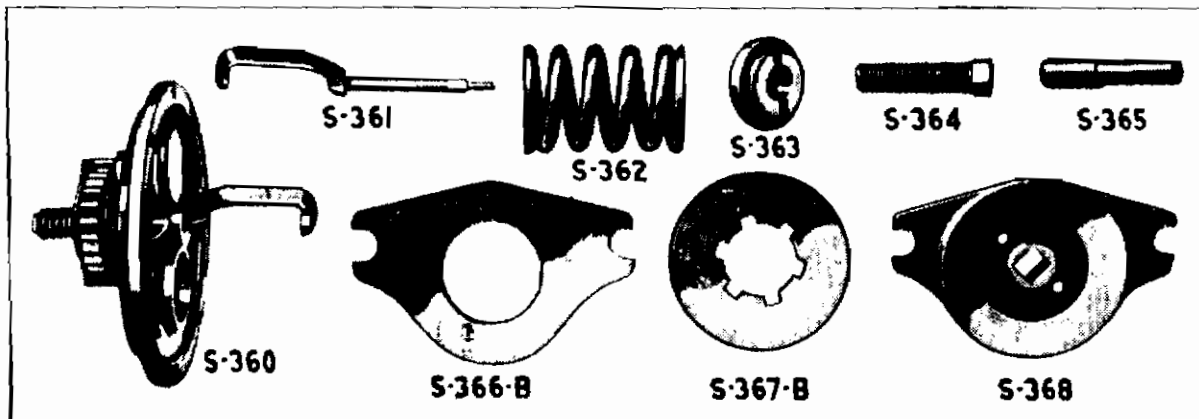
For other transmission parts-send part number and discription for price and availability.

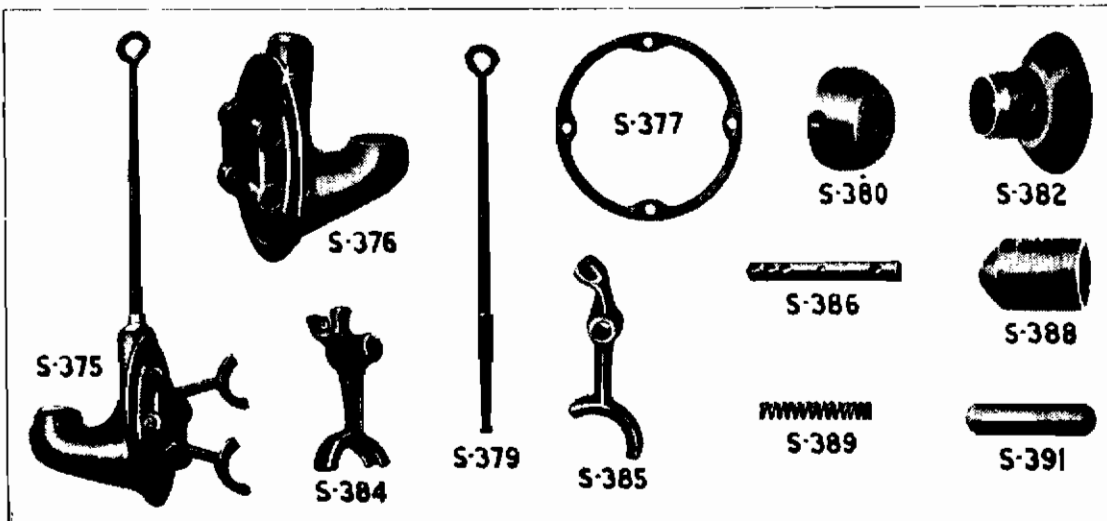
BRAKE

- S360 Transmission plate and brake assembly
- S361 Brake shaft
- S362 Brake spring
- S363 Brake spring retainer nut
- S364 Brake adjusting screw
- S365 Brake plate pin
- S366B Brake plate (stationary)
- S367B Brake plate (revolving)
- S368 Brake hub

GEAR SHIFTER

- S375 Gear shifter assembly
- S376 Gear shifter plate
- S377 Gear shifter plate gasket
- S378 Gear shifter plate screw
- S379 Gear shifter lever
- S380 Gear shifter lever ball
- S381 Gear shifter lever ball pin
- S382 Gear shifter ball retainer
- S383 Gear shifter ball retainer pin
- S384 Gear shifter - upper



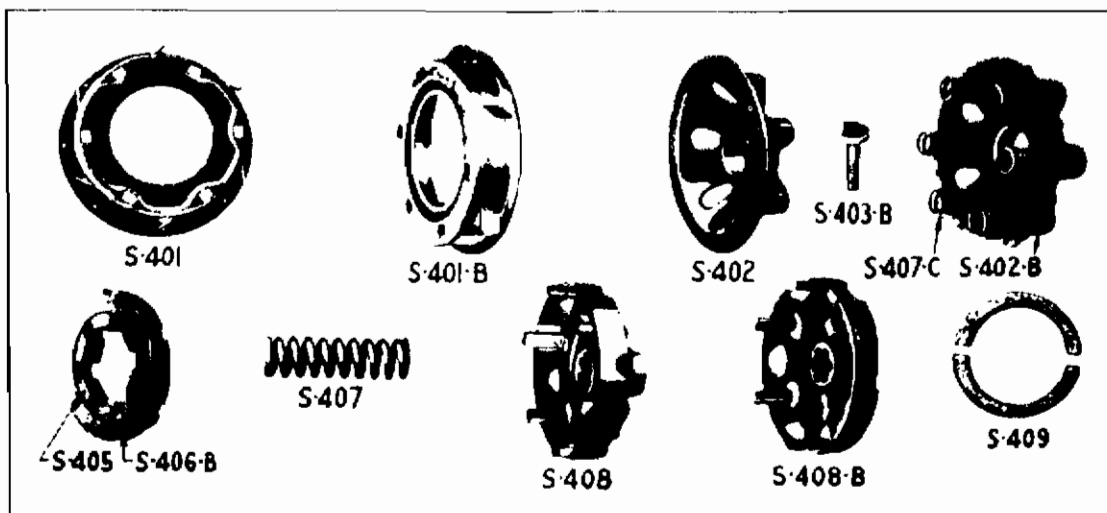


GEAR SHIFTER-continued

- S385 Gear shifter-lower
- S386 Gear shifter shaft
- S387 Gear shifter shaft pin
- S388 Gear shifter plunger
- S389 Gear shifter plunger spring
- S390 Gear shifter plate cap
- S391 Gear shifter inerlock

CLUTCH

- S400 Clutch assembly
- S401 Clutch housing-front
- S402 Clutch housing-rear
- S403/4 Clutch housing cap screw and nut
- S405 Clutch plate-driver
- S406 Clutch plate-driven
- S407 Clutch spring
- S408 Clutch drum and keys (early)
- S408B Clutch drum and keys (late)
- S409 Clutch driven drum ring
- S410 Clutch driven drum nut



15

STARTING CRANK

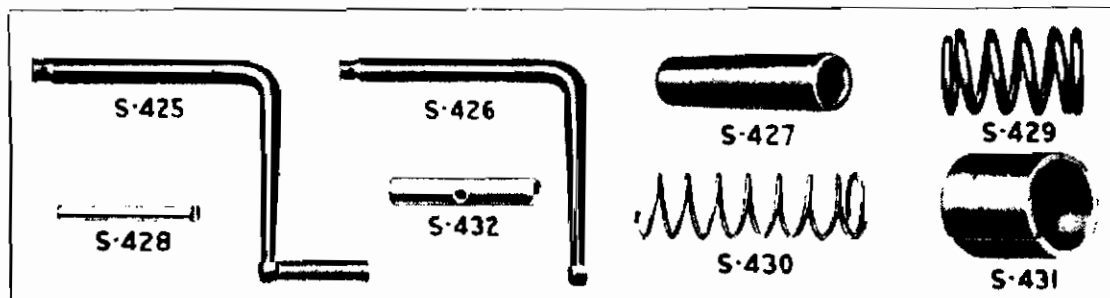
- S425 Starting crank assembly
- S426 Starting crank
- S427 Starting crank handle
- S428 Starting crank handle pin
- S429 Starting crank handle spring
- S430 Starting crank spring - large
- S431 Starting crank spacer
- S432 Starting pin
- S433/4 Starting crank holder and brackets

DASH

- S451C Dash (1917-1927)
- S451D Dash (1929-1933)
- S452 Dash webbing kit
- S453 Dash webbing rivet
- S455 Dash Gasket
- ~~S456~~ Clutch lever bracket assembly
- S457 Clutch lever bracket
- S458 Clutch lever bracket screw
- S459 Clutch lever - early (no brake)
- S459B Clutch lever - late (with brake)
- S460 Clutch lever pin
- S461B Clutch release plate
- S462 Clutch pedal
- S463 Clutch pedal cam
- S464 Clutch pedal cam retainer
- S465 Clutch pedal spring

STEERING GEAR

- S475 Steering wheel assembly
- S476 Steering wheel rim
- S478 Steering wheel spider
- S479B Steering shaft pinion
- S479C Steering shaft pinion
- S480 Steering shaft grease cup
- S481 Steering shaft nut
- S482 Steering sector
- S482B Steering sector
- S483 Steering sector pin
- S484 Steering shaft bushing
- S485 Steering arm-rear (early)
- S485B Steering arm-late
- S486 Trottle control handle
- S486B Trottle control handle
- S487 Trottle control lever connection
- S487C Trottle control rod coupling
- S488 Trottle control rod
- S488B Trottle control rod and cover assembly



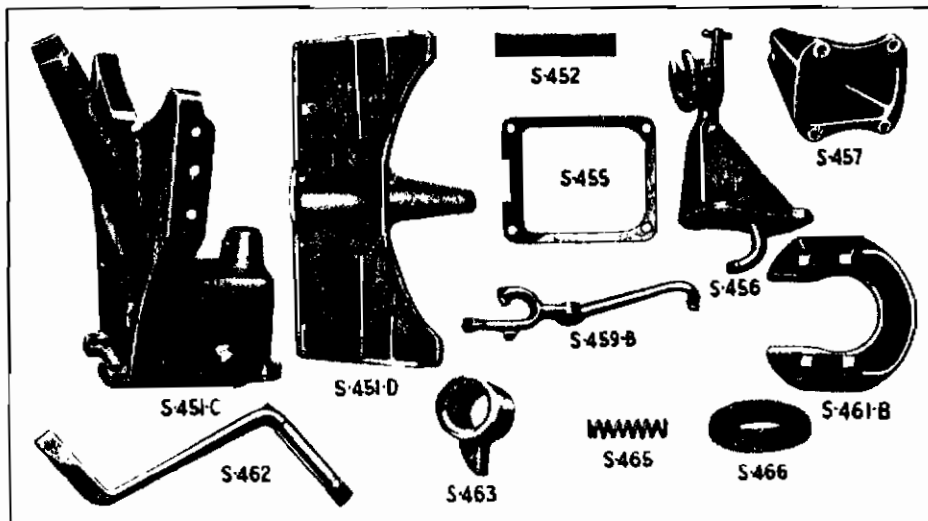
16

STEERING GEAR-continued

| | |
|-------|-----------------------------------|
| S488C | Trottle control rod assembly |
| S488D | Trottle control rod |
| S488E | Trottle control rod |
| S488F | Trottle control rod |
| S488G | Trottle control rod |
| S489 | Trottle control rod lever |
| S489B | Trottle control rod lever |
| S489C | Trottle control rod lever |
| S491 | Spark control rod |
| S491B | Spark control handle |
| S491C | Spark control rod |
| S492 | Spark control rod support |
| S492C | Spark control rod support |
| S492D | Spark control rod support |
| S493B | Spark control rod lever |
| S493C | Spark control rod bracket |
| S493D | Spark control rod bracket |
| S493E | Spark control rod lever |
| S493F | Trottle control rod bracket |
| S494 | Control rod spring |
| S495 | Control rod spring retainer |
| S495B | Control rod spring retainer |
| S496 | Control rod spring retainer pin |
| S497 | Priming rod |
| S497B | Priming rod |
| S497C | Priming rod |
| S497D | Priming rod |
| S498 | Priming rod plunger |
| S499 | Needle valve adjusting rod |
| S499B | Needle valve adjusting rod |
| S500 | Trottle control rod yoke |
| S501 | Trottle control cover |
| S502 | Trottle control rod spring |
| S503 | Trottle control rod friction disc |

RADIATOR

| | |
|-------|----------------------------------|
| S526 | Radiator tank top |
| S527B | Radiator tank top cover assembly |
| S528 | Radiator cover bolt |
| S529 | Radiator cover bolt nut |
| S530 | Radiator cover knob |
| S530S | Radiator knob and bolt set |

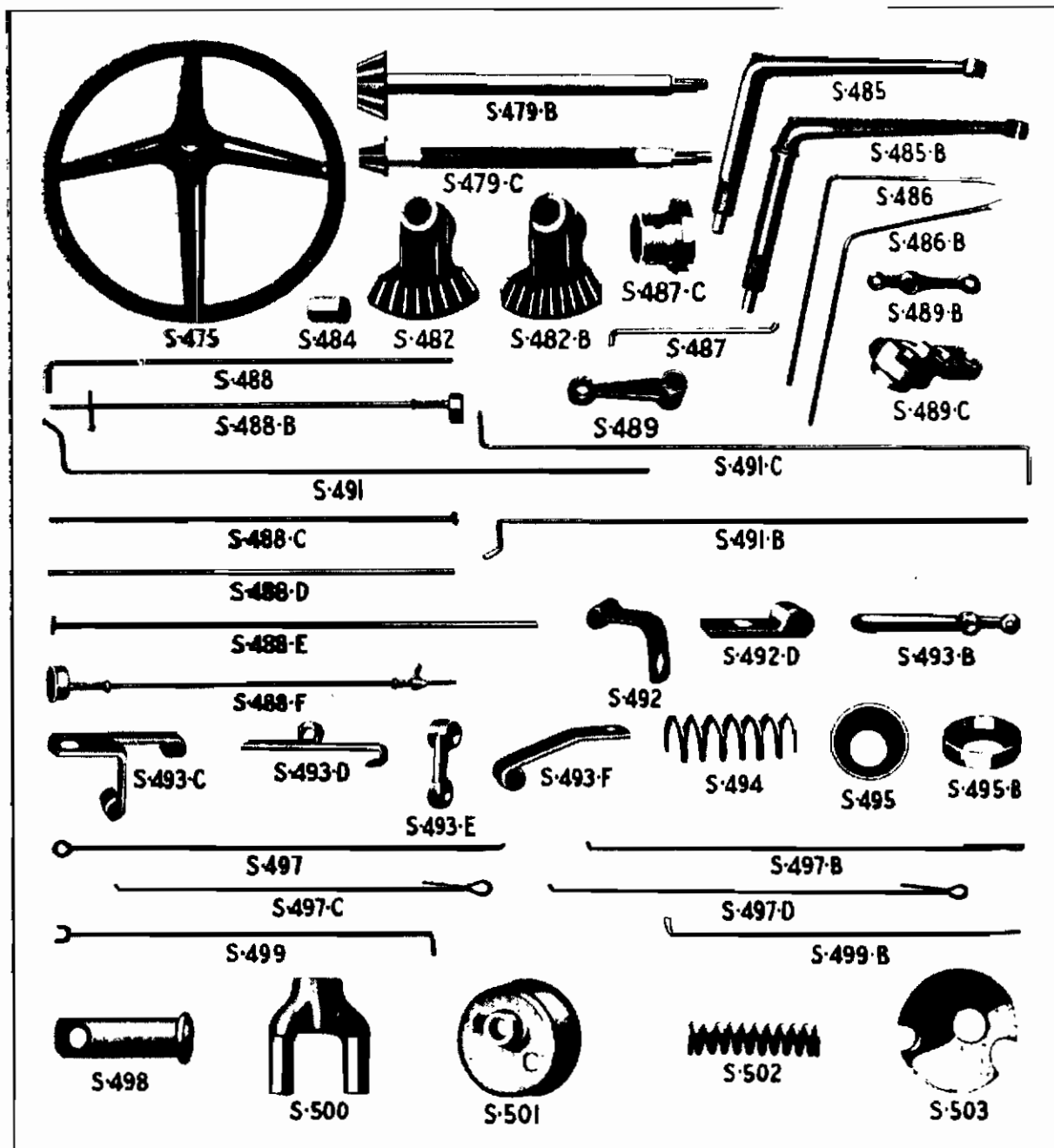


17

RADIATOR-continued

- S533B Radiator tank stud
- S535 Radiator tank top gasket
- S536 Radiator tank top connection
- S536B Radiator tank top connection

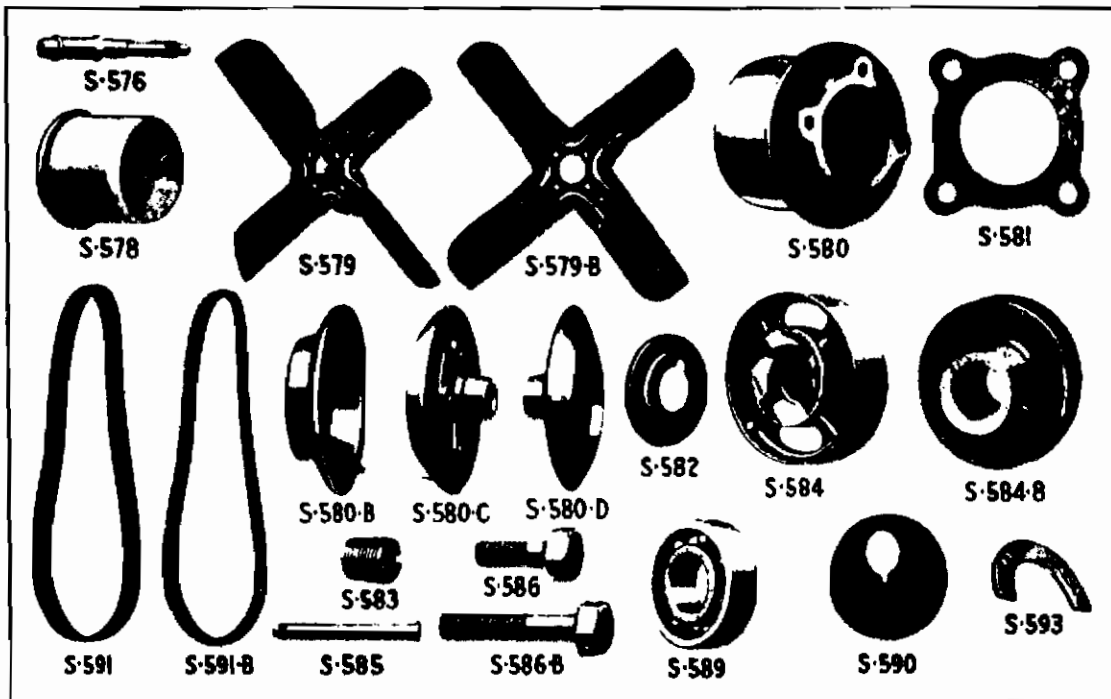




RADIATOR- Continued

- S540 Radiator core assembly - NEW
- S541 Radiator overflow tube
- S542 Radiator strip-front
- S543 Radiator strip-rear
- S544 Radiator side member (early)
- S544B Radiator side member (late) R.H. or L.H.
- S545 Radiator bottom tank
- S548 Radiator tank gasket top or bottom
- S549 Radiator tank top gasket
- S549B Radiator tank top gasket Late
- S550 Radiator bottom tank gasket

19



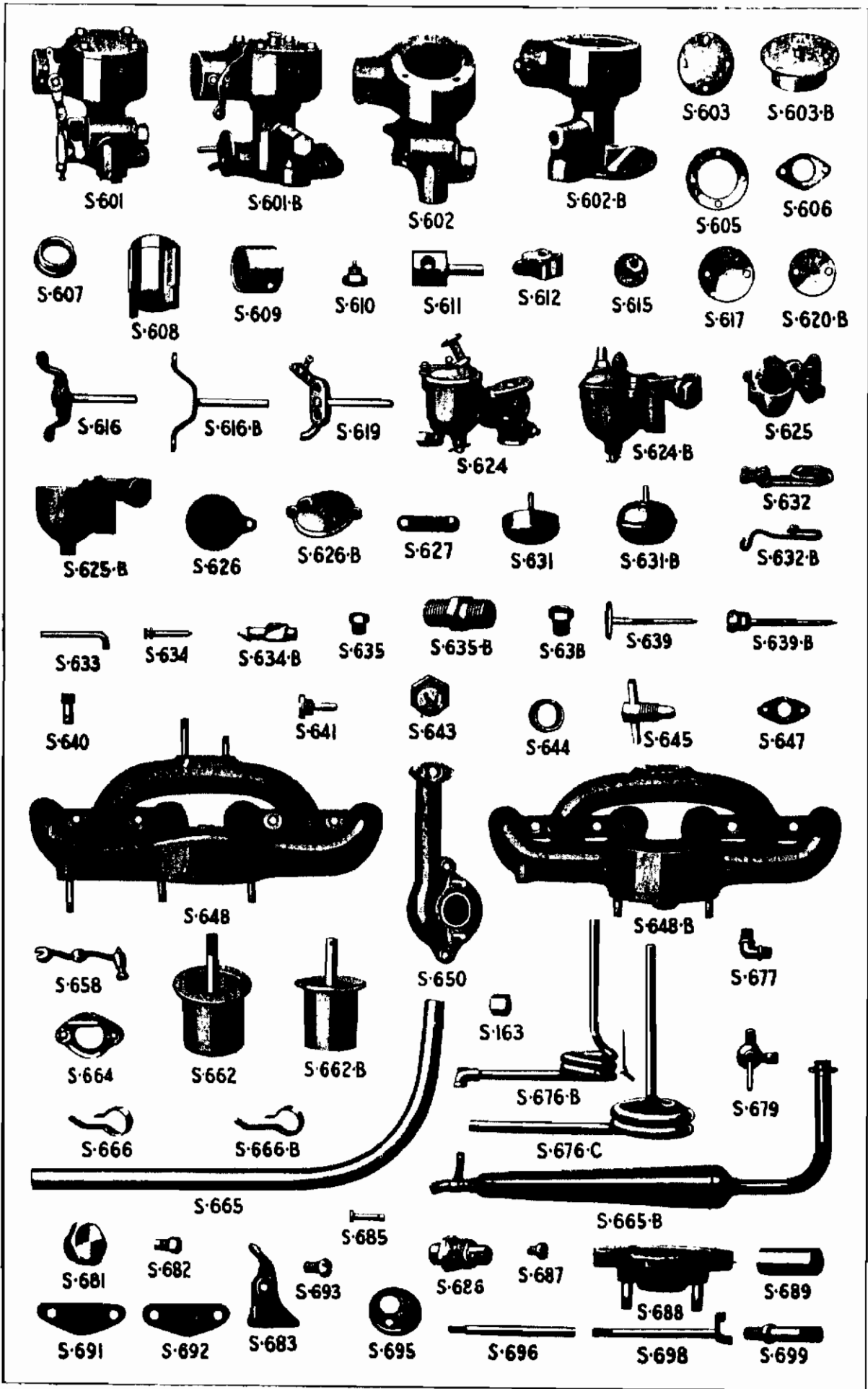
RADIATOR-continued

- S555 Water pump shaft
- S556 Water pump bushing nut
- S557 Water pump and peller washer
- S559 Water pump bushing -rear
- S560 Water pump bushing -front

FAN

- S575 Fan assembly
- S576 Fan shaft
- S577 Fan shaft nut
- S578 Fan shaft retainer
- S579 Fan blade -early
- S579B Fan blade -late
- S580 Fan pulley
- S580B Fan pulley-rear half
- S580D Fan pulley-front half
- S580C Fan pulley center
- S581 Fan pulley gasket
- S582 Fan pulley dush ring
- S583 Fan pulley plug
- S584 Fan drive pulley early
- S584B Fan drive pulley -late
- S585 Fan drive pulley pin
- S586 Fan screw
- S586B Fan hub screw
- S589 Fan ball bearing
- S590 Fan washer
- S591 Fan belt -early,
- S591B Fan belt-late, V type
- S593 Fan pulley adjusting spacer

20



21

HOLLEY VAPORIZER

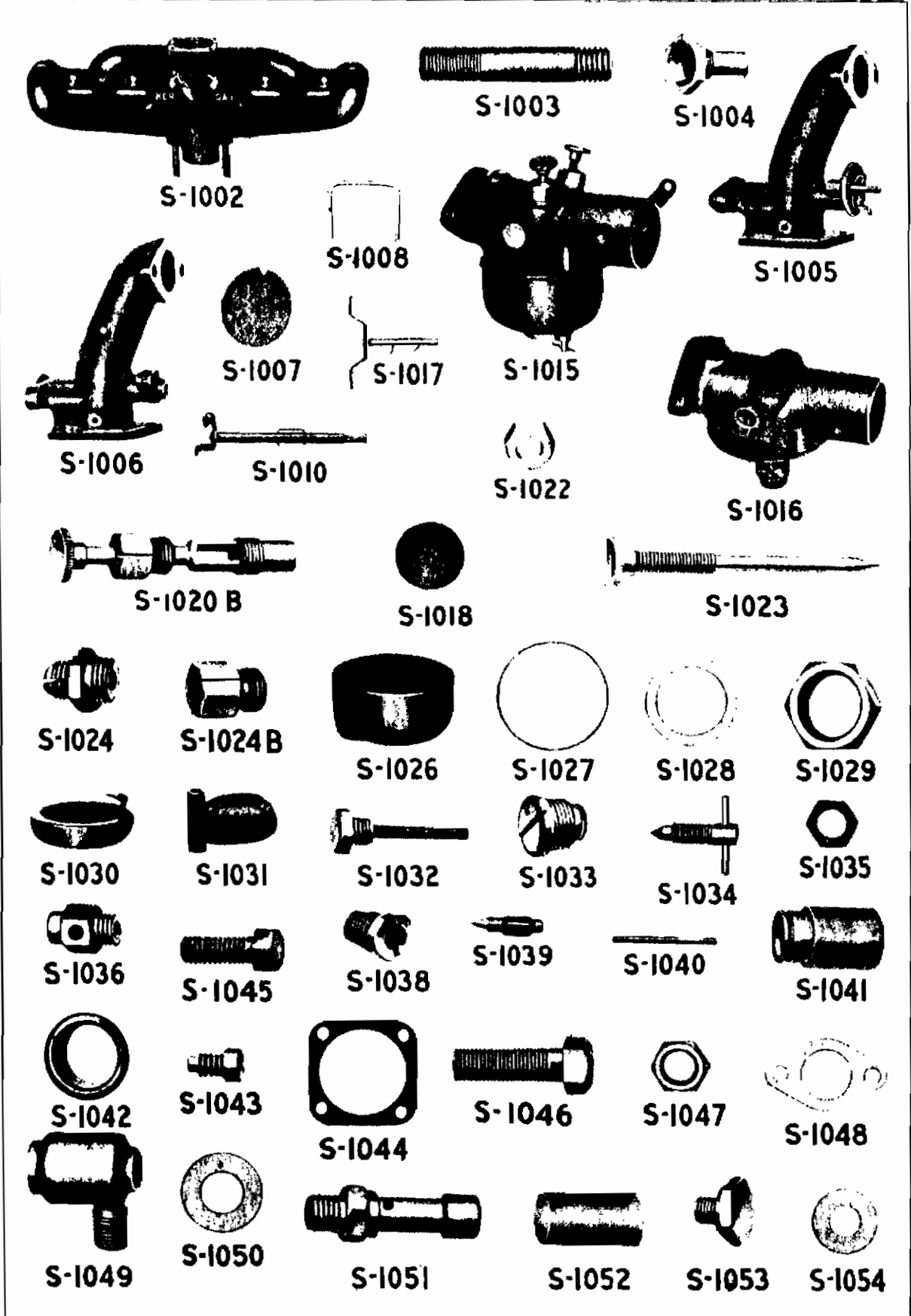
| | |
|---------|---------------------------------------|
| S605 | Mixing chamber cover gasket |
| S606 | Mixing chamber gasket |
| S607 | Air valve |
| S611 | Shifter valve |
| S616B | Strangling trottle lever |
| S617 | Strangleing trottle plate |
| S619 | Trottle lever |
| S620B | Trottle plate |
| S622 | Vapor tube packing nut |
| S623B | Vapor tube packing |
| S626B | Float chamber cover |
| S630 | Float chamber welch plug |
| S632 | Float lever |
| S632B | Float lever |
| S633 | Flaat lever pin |
| S634 | Float valve |
| S634/5B | Needle and seat |
| S635 | Float valve seat |
| S645 | Drain valve |
| S655 | Manifold gland ring |
| S657 | Manifold gasket set |
| S658 | Shunt valve lever |
| S664 | Exhaust tube flange |
| S666 | Exhaust bracket |
| S666B | Exhaust bracket |
| S676C | Vapor tube |
| S691 | Mixing chamber governor flange cover |
| S692 | Mixing chamber governor flange gasket |
| S695 | Trottle stop lever plate |
| S696 | Trottle rod |
| S699 | Trottle stop lever plate stud |

For parts not shown, list part numbers, and write for prices and availability. Some parts may be used, and some parts may be rebuilt.

KINGSTON VAPORIZER

| | |
|---------|------------------------------|
| S1007 | Trottle disc |
| S1018 | Strangling trottle disc |
| S1027 | Fuel cup gasket-upper |
| S1030 | Fleet |
| S1031 | Air valve |
| S1034 | Drain |
| S1038/9 | Needle and seat |
| S1040 | Fleet lever pin |
| S1044 | Carburator connection gasket |
| S1048 | Carburator gasket |
| S657 | Manifold gasket |

For parts not shown, list part numbers, and write for prices and availability. Some parts may be used, and some parts may be rebuilt.



HOLLY VAPORIZER


- S1105 Drain valve
- S1107/13 Needle and seat
- S1109 Float
- S1118 Strangling lever
- S1114 Float chamber cover gasket
- S1121 Mixer primer
- S1124 Trottle stop lever plate
- S1125 Trottle stop lever plate stud
- S1132 Strangling trottle plate
- S1139 Vapor outlet tube
- S1146 Mixer chamber gasket
- S1150 Primary air tube
- S1151 Float chamber gasket

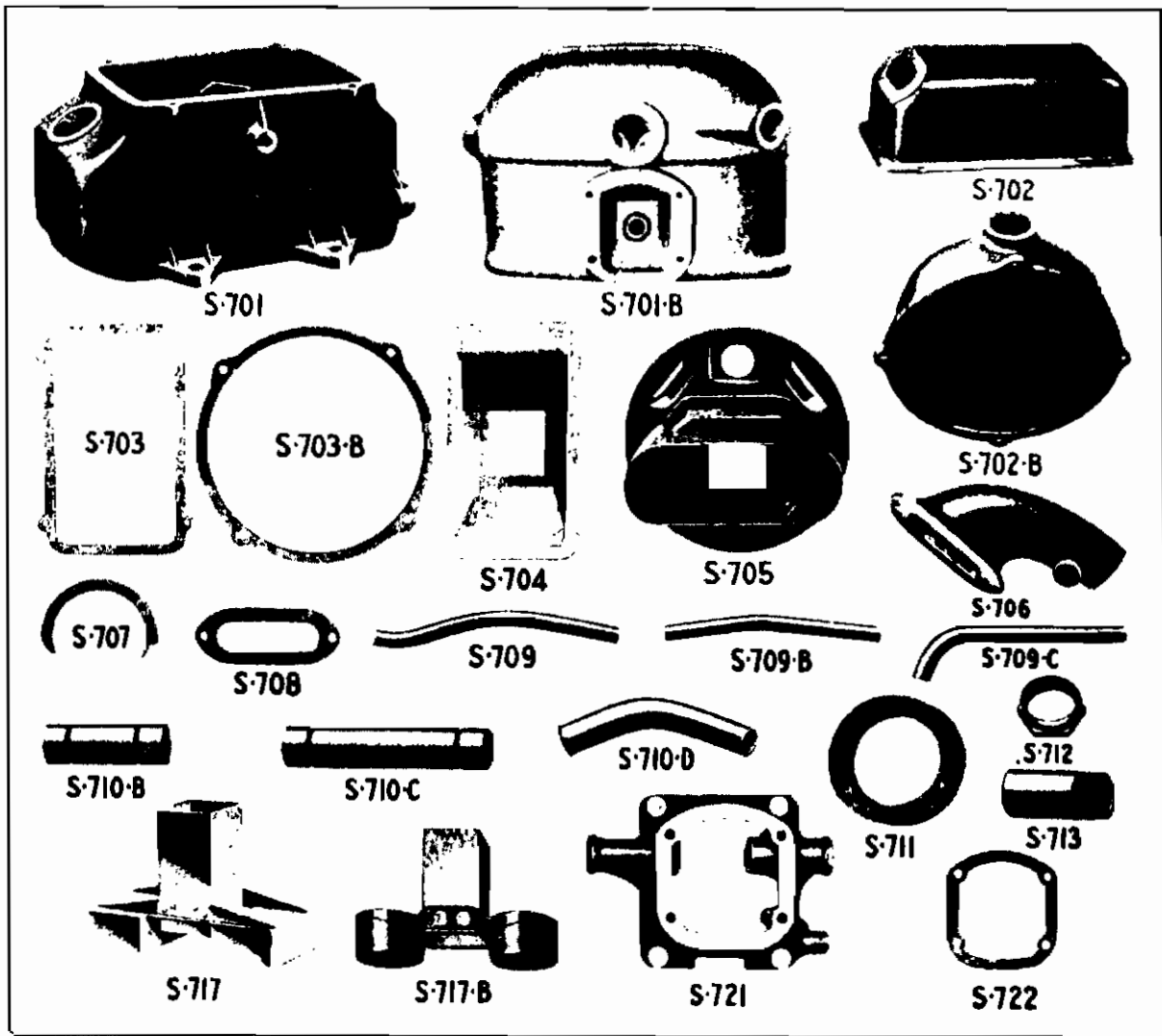
KINGSTON VAPORIZER

- S1222 Mixing chamber to manifold gasket
- S1224 Initial air inlet tube
- S1225 Vaporizer outlet pipe
- S1240/1 Needle and seat

CARBURETOR

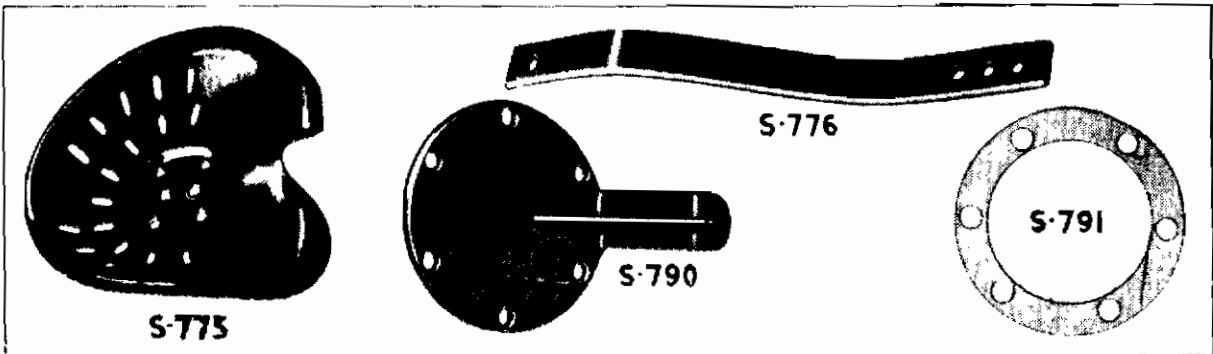
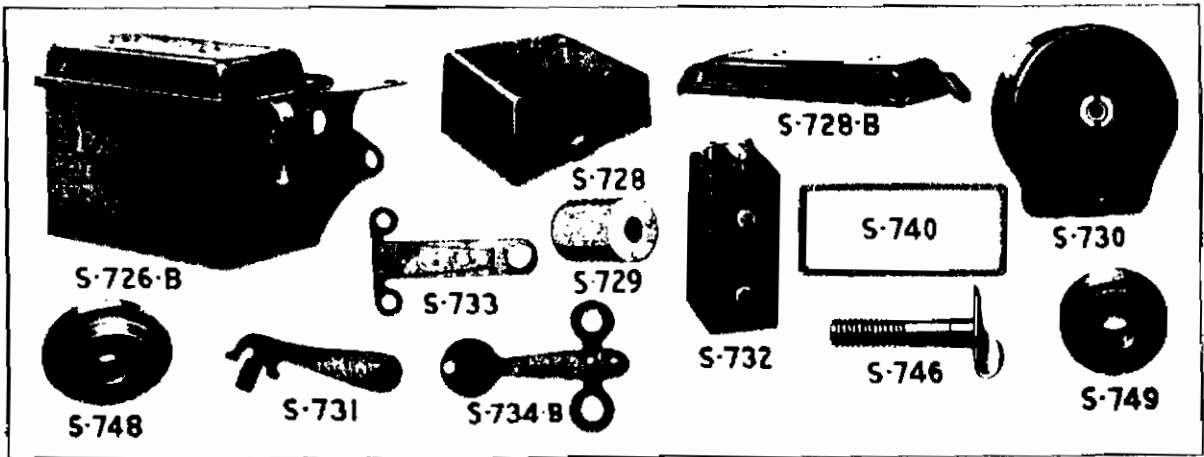
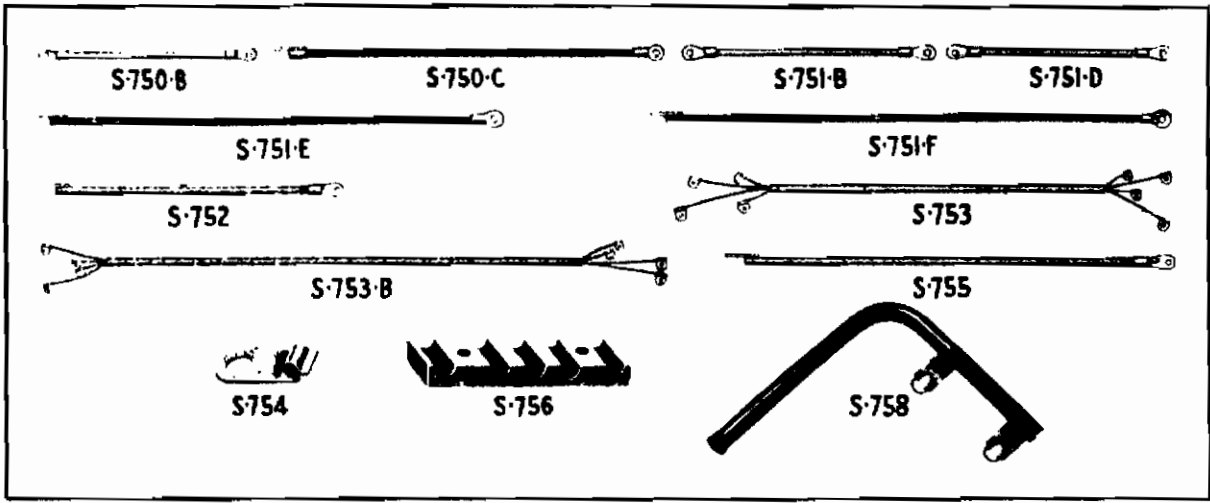
- S1256 Carburetor to manifold gasket
- S1266 Compensator jet
- S1269 Venturu
- S1273 Carburetor body gasket
- S1276 Needle and seat





AIRWASHER

- | | |
|------|------------------------------|
| S707 | Airwasher filler plug gasket |
| S708 | Airwasher tube flange gasket |
| S709 | Airwasher tube |
| S711 | Felt collar |
| S712 | Airwasher tube nut |
| S721 | Airwasher base |
| S722 | Airwasher gasket - upper |



SPARK COIL

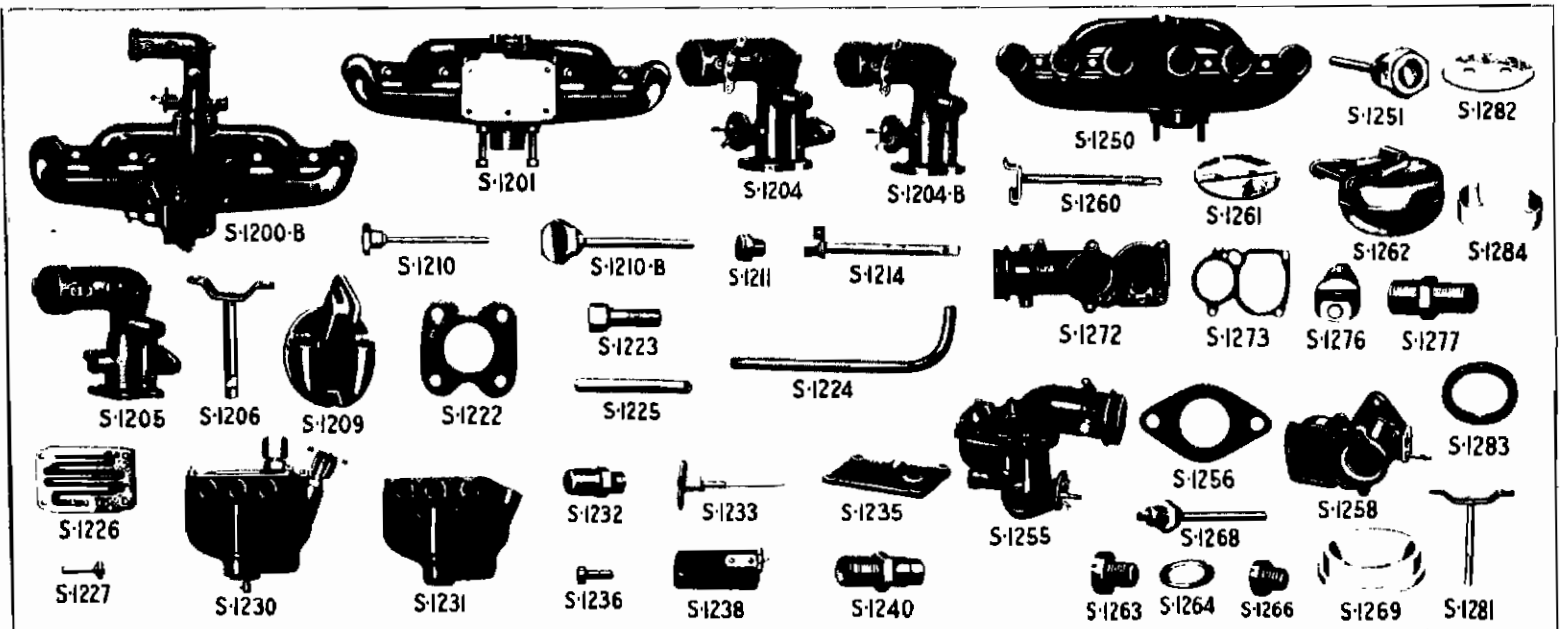
- S726B Coil box with cover
- S728 Coil box cover
- S728B Coil box cover (late)
- S732W Coil unit wooden case - new
- S732P Coil unit plastic case
- S733/4 Coil point set
- S740 Coil box cover gasket
- S746 Ignition switch terminal
- S748 Terminal block
- S749 Spacer

WIRING


- S750 Spark wire set (1917-1926) New
- S751 Spark plug wire set (1927-1928) New
- S752 Magneto coil wire
- S753 Commutator wiring harness (1917-1926) New
- S753B Commutator wiring harness (1917-1928) New
- S754 Commutator cable support
- S755 Magneto to switch wire
- S756 Wiring clamp (1927-1928) wood
- S756B Spark plug harness support assembly (Mag. Conversion)
- S757 Spark plug wire set (Mag. Conversion)
- S760 Spark plug set of 4--#25
- S760N Spark plug set of 4--#14

FOOT BRACKET

- S 790 Foot bracket
- S791 Foot bracket gasket



27

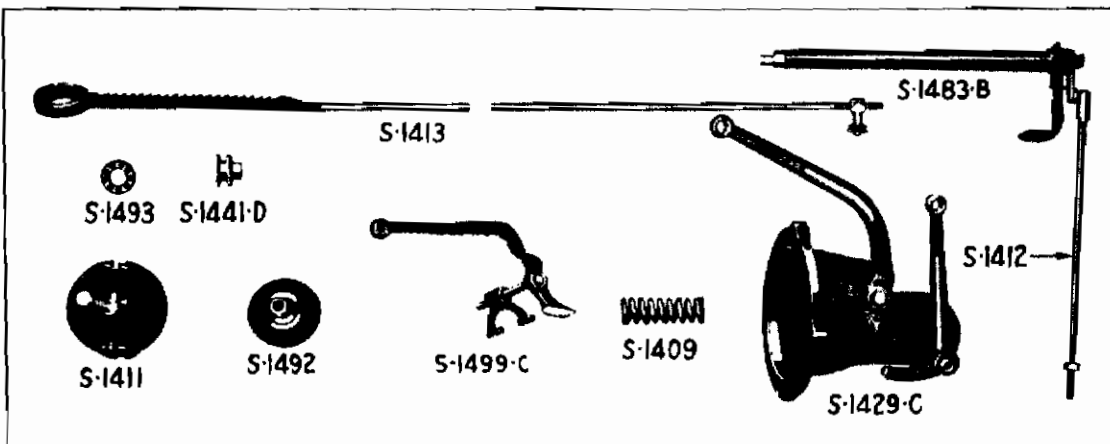


GOVERNOR

- S1409 Governor spring
- S1429C Governor housing and lever
- S1441D Governor sleeve
- S1475 Governor trottle shaft
- S1476 Control housing
- S1477 Lever
- S1492 Thrust plate
- S1493 Thrust bearing
- S1499C Lever and cam

MAGNETO

- S1508B Magneto gear and shaft



28

PAINT

M210 Paint Fordson Gray 1 quart
M212 Paint Fordson Red 1 quart
M213 Paint Black 1 Quart
M214 Primer (non-sanding) 1 quart
M215D Paint Fordson N Blue 1 quart
M215E Paint Fordson N Orange 1 quart

LUBRICANT

600-W gear oil (used in rear axle) 1 quart

BOOKS

Fordson Manual

Reprint of 1925 Tractor Manual (instructions for operators)--

Fordson Manual

✓ Reprint of 1931 Tractor Manual (Instructions for operators)--

Fordson Advertising

Forty-three pages of Fordson Advertising
(Tractors, Governors, Discs, Water Pumps, etc.)
King

3" X 4 1/2"



H-402

Hat or Arm Patch

2 Color

30



B-302

Back Patch

2 Color Red/Gray on white

7" X 10"



Zin-on Badge

P-602

2 Color

2 1/4" diameter

6" X 12"



L-212

License Plate

2 Color




T-109

1/16 Scale Model Tractor

2 Color

T-102
T-SHIRTS

2 Color




Be sure to specify shirt size

SIZES 9 Month thru Adult XX Large


H-502

Hat with Patch
Adjustable Size

2 Color



ORDER BLANK



The Fordson House

P.O. BOX 523
ESCANABA, MICH. 49829

DATE _____ 19__

NAME _____
ADDRESS _____

MAKE _____ City _____ State _____ Zip Code _____
MODEL _____ SERIAL NO. _____

| Quantity | Part No | Description | Price | Total |
|----------|---------|-------------|-------|-------|
| 1 | | | | |
| 2 | | | | |
| 3 | | | | |
| 4 | | | | |
| 5 | | | | |
| 6 | | | | |
| 7 | | | | |
| 8 | | | | |
| 9 | | | | |
| 10 | | | | |
| 11 | | | | |
| 12 | | | | |
| 13 | | | | |
| 14 | | | | |

For Postage Please
Add Service Charge of:


| | |
|-------------------|------|
| .00 to \$10.00, | 1.50 |
| 10.01 to \$20.00, | 2.00 |
| 20.01 to \$30.00, | 2.50 |
| 30.01 to \$40.00, | 3.00 |
| 40.01 to \$50.00, | 3.50 |

Over 50.00 add 6%
Minimum order \$3.00

Remittance Enclosed

ABOVE POSTAGE FOR MAILABLE
ITEMS ONLY - DOES NOT APPLY
TO HEAVY CASTINGS.

ORDER BLANK



The Fordson House

P.O. BOX 523
ESCANABA, MICH. 49829

DATE _____ 19__

NAME _____
ADDRESS _____

MAKE _____ City _____ State _____ Zip Code _____
MODEL _____ SERIAL NO. _____

| Quantity | Part No | Description | Price | Total |
|----------|---------|-------------|-------|-------|
| 1 | | | | |
| 2 | | | | |
| 3 | | | | |
| 4 | | | | |
| 5 | | | | |
| 6 | | | | |
| 7 | | | | |
| 8 | | | | |
| 9 | | | | |
| 10 | | | | |
| 11 | | | | |
| 12 | | | | |
| 13 | | | | |
| 14 | | | | |
| 15 | | | | |
| 16 | | | | |

For Postage Please
Add Service Charge of:

| | |
|-------------------|------|
| .00 to \$10.00, | 1.50 |
| 10.01 to \$20.00, | 2.00 |
| 20.01 to \$30.00, | 2.50 |
| 30.01 to \$40.00, | 3.00 |
| 40.01 to \$50.00, | 3.50 |

Over 50.00 add 6%
Minimum order \$3.00

Remittance Enclosed

ABOVE POSTAGE FOR MAILABLE
ITEMS ONLY - DOES NOT APPLY
TO HEAVY CASTINGS.

W